


# Energy Meter with Modbus Connection

SE-WND-3Y400-MB-K2

ACCESSORIES



## Energy Meter with Modbus Connection for SolarEdge Installations

- High accuracy meter readings for production/consumption monitoring
- Supports residential, commercial and utility-size installations
- Import/Export meter readings for export limitation functionality
- Support RS485 120Ω line termination
- Small and easy to install - fits in standard electrical panel

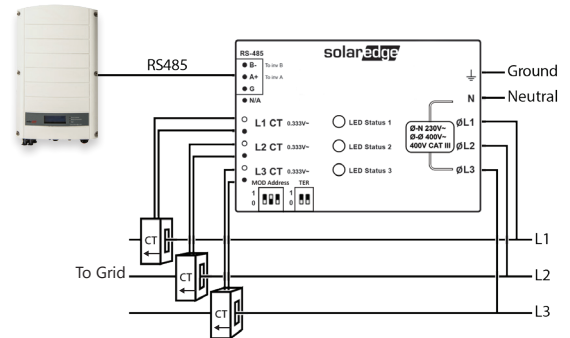
# / Energy Meter with Modbus Connection

## SE-WND-3Y400-MB-K2

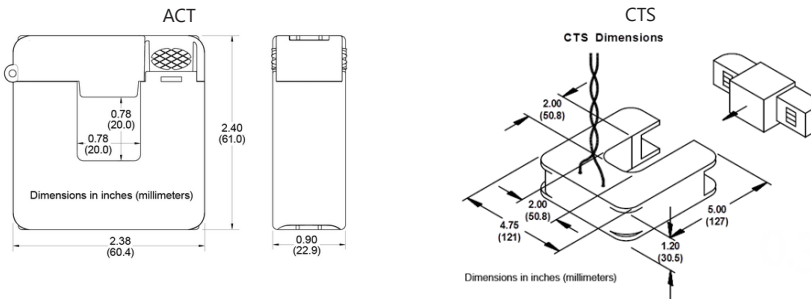
WHEN ORDERING A METER, ORDER CURRENT TRANSFORMERS AS WELL:

CURRENT TRANSFORMER MODEL(*)	RATED RMS CURRENT	DIMENSIONS (INTERNAL / EXTERNAL)
SE-CTML-0350-070	70 A	9 x 8.9 mm / 42.4 x 30.5 mm
SE-ACT-0750-50	50 A	20 x 20 mm / 61 x 60.4 mm
SE-ACT-0750-100	100 A	
SE-ACT-0750-250	250 A	
SE-CTS-2000-1000	1000 A	50.8 x 50.8 mm / 121 x 127 mm

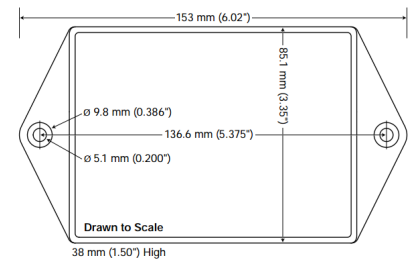
\* One current transformer per phase; for other ratings contact SolarEdge



### Current Transformer Dimensions



### Meter Dimensions



### SE-WND-3Y400-MB-K2

### UNITS

ELECTRICAL SERVICE			
Operating Voltage Range - Line to Neutral / Line to Line		184-264.5 / 320-460	Vac
AC Frequency		50/60	Hz
Grids Supported - Single Phase ; Three Phase <sup>(1)</sup>		L / N / PE ; L1 / L 2 / L3 / N / PE	
Power Consumption (typ.)		1.8	W
COMMUNICATION			
Supported Communication Interfaces		RS485	
Response time		$\leq 1^{(2)}$	sec
Default Device ID (Modbus)		2	
RS485 line termination		120	$\Omega$
ACCURACY (@25°C, PF: 1) <sup>(3)</sup>			
1% - 100% of Rated CT Current		$\pm 1.0$	%
STANDARD COMPLIANCE			
Safety		IEC 61010-1, CAN/CSA-C22.2 No. 61010-1-04, IEC 61010-1:2010 (3rd Edition)	
Immunity		EN 61326, EN 61000-4-2, EN 61000-4-3, EN 61000-4-4, EN 61000-4-5, EN 61000-4-6, EN 61000-4-11	
Emissions		FCC Part 15: Class B, CISPR11: 2009: Class B	
Export Limiting Schemes		Engineering Recommendation G100. Issue 1 Amendment 1 2017 by ENA London UK	
INSTALLATION SPECIFICATIONS			
Dimensions (HxWxD)		85 x 153 x 38	mm
Weight		310	gr
Enclosure type		High impact, ABS and/or ABS/PC plastic UL 94V-0, IEC FV-0	
Operating Temperature Range		-40 to 75	°C
Relative Humidity (noncondensing)		5 - 90	%
Protection Rating		Indoor (Outdoor when installed in an outdoor enclosure)	
Mounting Type		DIN Rail / Wall mount	

<sup>(1)</sup> PE (Protective Earth) connection is not required for meter operation

<sup>(2)</sup> When meter is connected at grid connection point, and when RS485 is used for multiple inverters

<sup>(3)</sup> Using SE-ACTL-0750 CT models